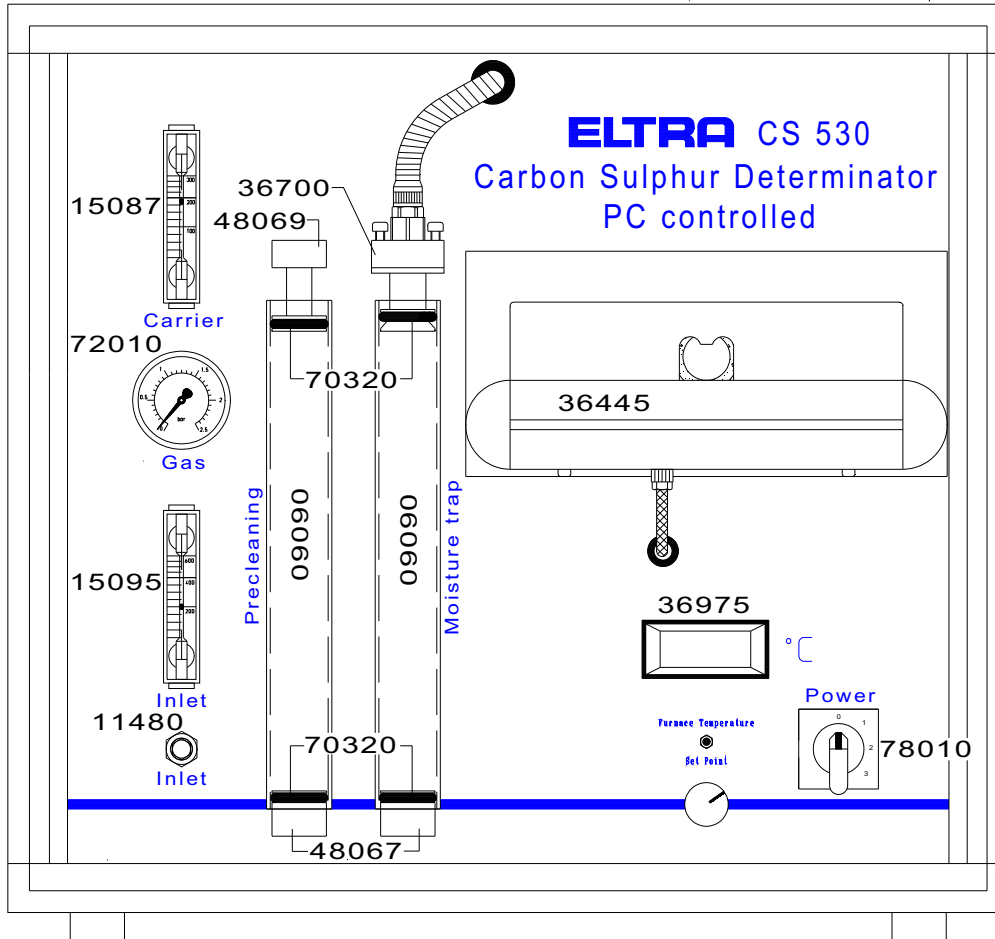


5 MISCELLANEOUS

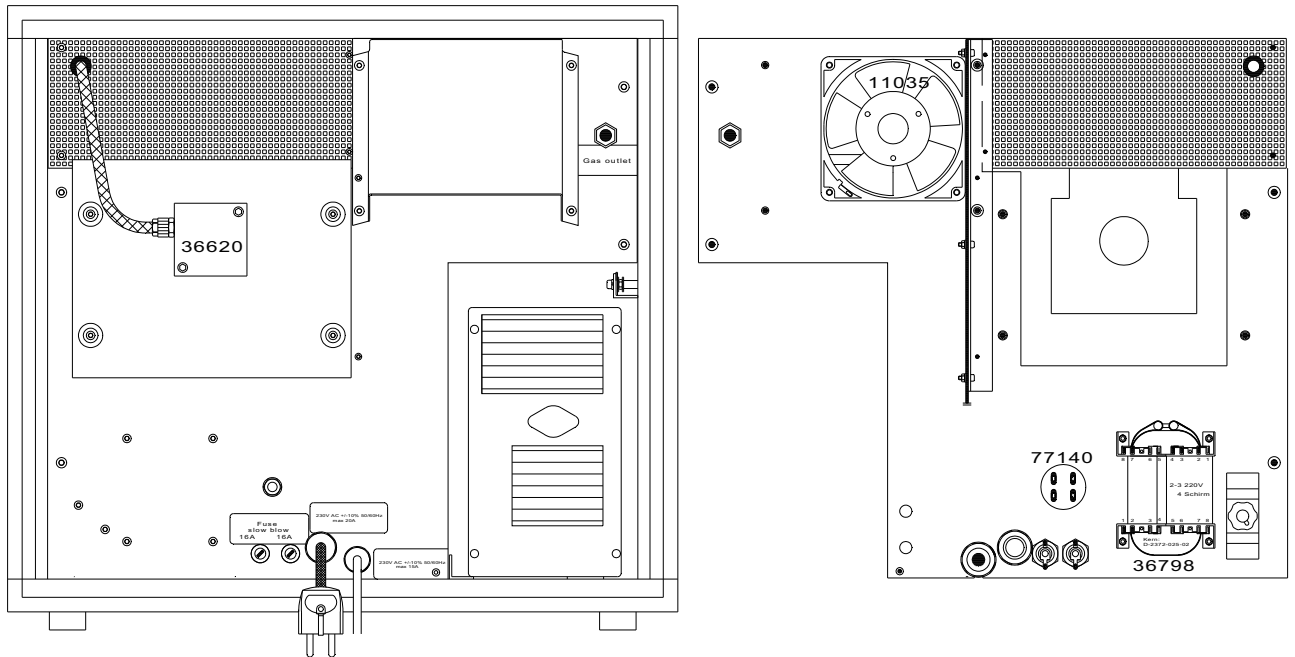
5.1 Ordering numbers

Front side



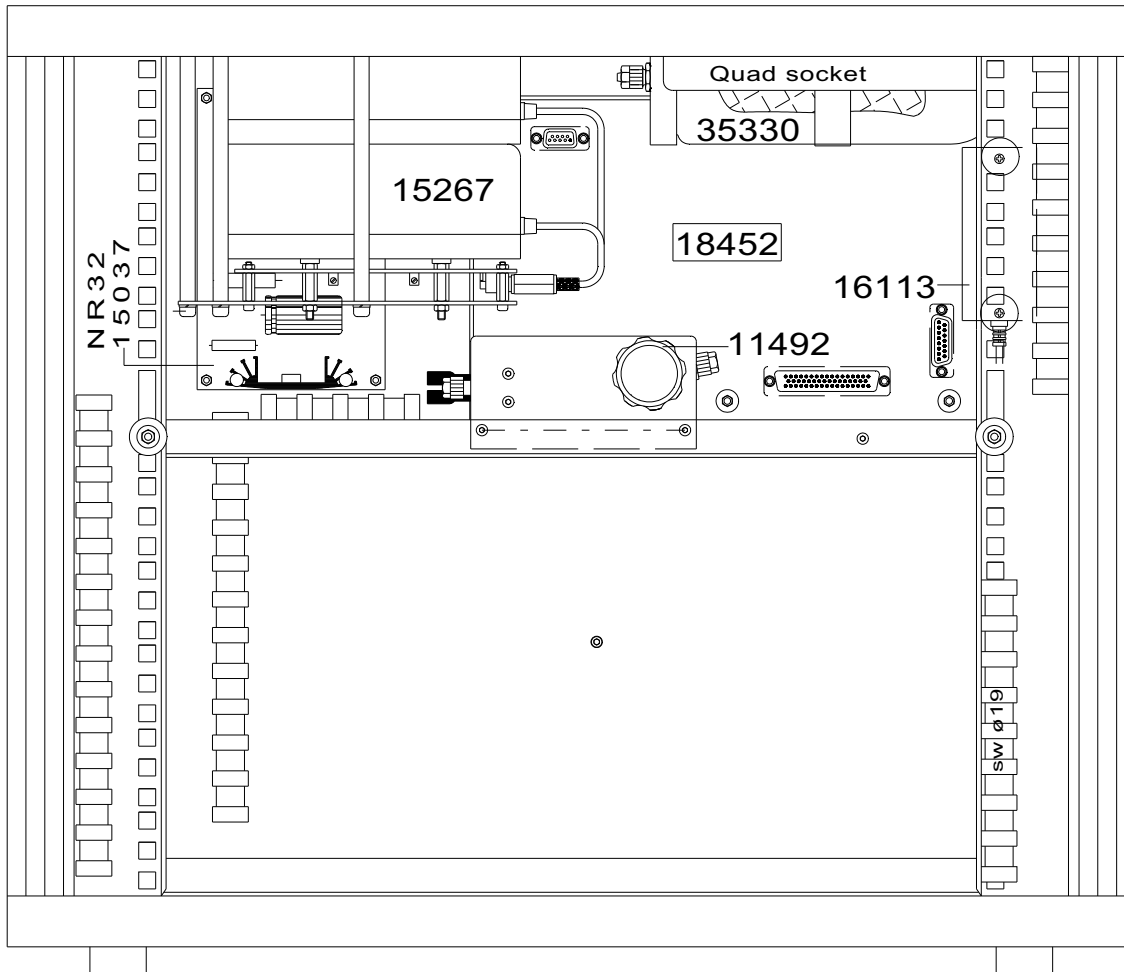
09090	Reagent tube
11064	Reagent tube
11480	Adjustable restrictor
15087	Flow display 300l/h
15095	Flow display 600l/h
36445	Platform
36700	Upper reagent tube connector
48067	Lower reagent tube connector
48069	Upper reagent tube connector
70230	O-ring
72010	Pressure gauge
72020	Pressure gauge
78010	Main power switch

Rear side



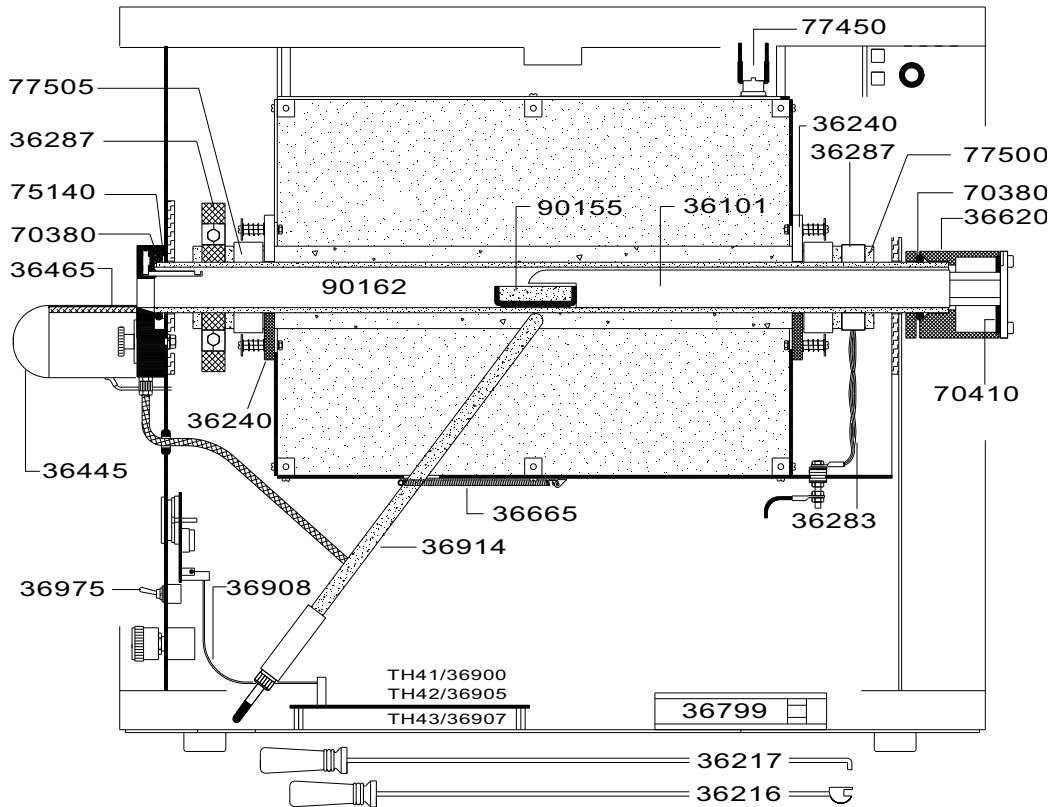
- 11035 Cooling fan
- 36620 Dust box
- 36798 Transformer
- 77140 Filter

Analyser



- | | |
|-------|-------------------------------|
| 11492 | Pressure regulator |
| 15267 | Gas pump |
| 16113 | Main supply unit |
| 15037 | Pump control board NR 32 |
| 18452 | Microcontroller board UNI 1.4 |
| 35330 | Attenuator volume |

Furnace



- 36101 Boat stop
 - 36216 Combustion boat insertion stick
 - 36217 Combustion boat removing stick
 - 36242 Ceramic plate
 - 36283 Heating element connector
 - 36288 Heating element connector
 - 36445 Front panel for the combustion boat
 - 36465 Ceran plate
 - 36620 Dust trap
 - 36665 Spring
 - 36799 Cooling fan
 - 36907 Temperature control board TH 43 / TH 44 *
 - 36908 Cable for TH 43 / TH 44
 - 36914 Thermocouple
 - 36975 LCD – display DVM 2
 - 70380 O-ring
 - 70410 O-ring
 - 75140 Coil spring washer
 - 77450 Temperature switch
 - 77507 Ceramic tube
 - 77525 Heating elements, 4 pcs
 - 90155 Combustion boats
 - 90162 Combustion tube
- * Note:
- 36907 Temperature control board TH 43 is an older version
 - 36904 Temperature control board TH 44 is a newer version and fully compatible